

## ANNEX V

Periodic disclosure for the financial products referred to in Article 9, paragraphs 1 to 4a, of Regulation (EU) 2019/2088 and Article 5, first paragraph, of Regulation (EU) 2020/852

Product name: NextPower III ("NPIII")

Legal entity identifier: 213800IV1PUWYWMD5740

### Sustainable investment objective

Did this financial product have a sustainable investment objective?

☒ ☒ ☒ Yes

☒ It made sustainable investments with an environmental objective: 93.3%

- ☒ in economic activities that qualify as environmentally sustainable under the EU Taxonomy
- ☐ in economic activities that do not qualify as environmentally sustainable under the EU Taxonomy

☐ It made sustainable investments with a social objective: \_\_\_\_%

☒ ☐ ☐ No

☐ It promoted Environmental/Social (E/S) characteristics and while it did not have as its objective a sustainable investment, it had a proportion of \_\_\_\_% of sustainable investments

- ☐ with an environmental objective in economic activities that qualify as environmentally sustainable under the EU Taxonomy
- ☐ with an environmental objective in economic activities that do not qualify as environmentally sustainable under the EU Taxonomy
- ☐ with a social objective

☐ It promoted E/S characteristics, but did not make any sustainable investments

To what extent was the sustainable investment objective of this financial product met?

NPIII is a solar investment fund, which is currently active both in the acquisition of solar PV assets on the secondary market, as well as investing in solar PV assets that are under development (e.g., at the stage of origination, project planning or construction) when acquired.

The NPIII sustainable investment objective is :

- To substantially contribute to the environmental objective of climate change mitigation within the meaning of the EU Taxonomy regulation.



The fund objective contributes to the Article 9 qualification, under “economic activities that qualify as environmentally sustainable under the EU Taxonomy ” and more specifically, qualifies as contributing substantially to climate change mitigation. This objective continues to be met.

Progress against the 95% sustainable investment continues to be made and the fund is currently at 93.3%. As the assets under construction move through to operation, this figure will continue to increase beyond the 95% objective.

Monitoring of progress against the sustainable investment objectives is primarily based on the calculation of GHG emissions and fossil fuel volume avoided by utilization of the solar assets and their output in MW. Data can be used to create forecasts or can be based on actual historic power output data to provide GHG emission and fossil fuel avoided figures.

The positive impacts of the NPIII biodiversity commitments are also being reviewed to understand if they can be quantified and included in the contribution toward climate change mitigation within future NPIII reports.

#### ● *How did the sustainability indicators perform?*

The table reports historical performance indicators (i.e., CO<sub>2</sub>e avoided) up to the current reporting year.

Metric	Units	2021	2022	2023	2024
GHG Avoided	ktCO <sub>2</sub> e	210	291	348	314
NO <sub>x</sub> Avoided	tonnes	355	527	664	706
SO <sub>x</sub> Avoided	tonnes	873	1,310	1665	556
PM <sub>2.5</sub>	tonnes	7	11	14	167
PM <sub>10</sub>	tonnes	39	56	68	227
Fossil Fuels avoided	kilotonnes oil equivalent (ktoe)	77	109	132	99

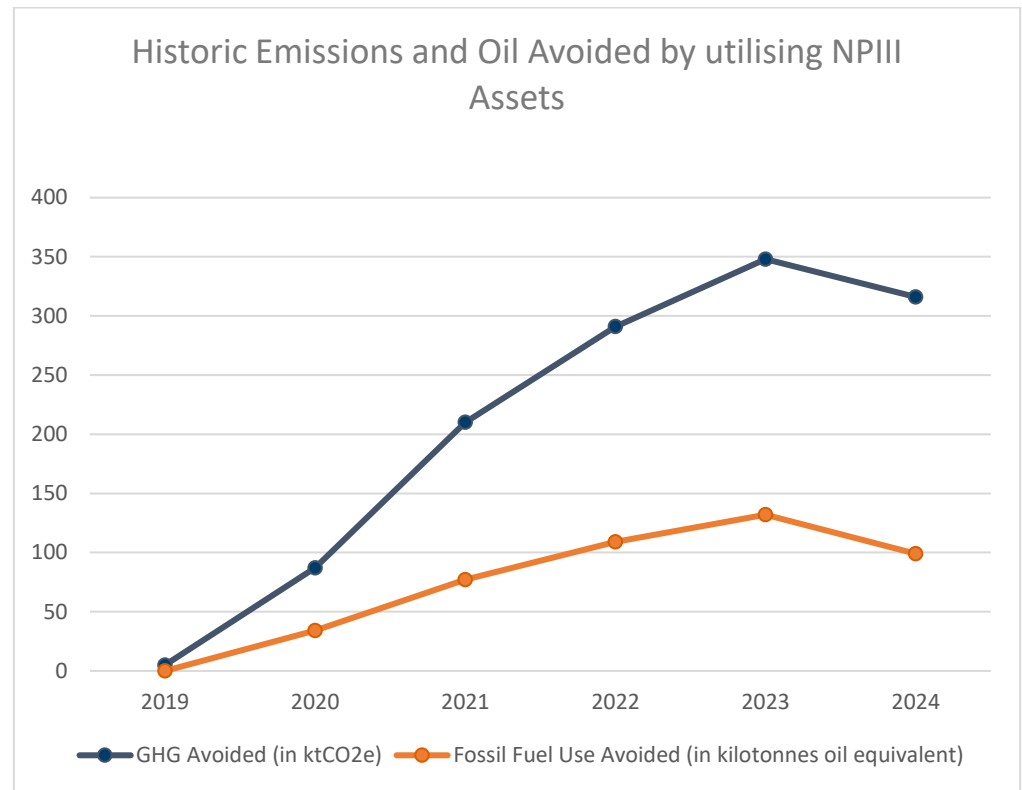
The 2024 performance indicators are based on the renewable electricity generation (GWh) related to 2024 calendar year (i.e. 1<sup>st</sup> Jan 2024 to 31<sup>st</sup> Dec 2024).

As indicated in the table, up to 314 ktCO<sub>2</sub>e of emissions and up to 99kt of oil equivalent have been avoided. The decrease in 2024 is largely due to change in methodology.

#### ● *...and compared to previous periods?*

The historical data has been calculated in 2024 which includes data from 2019 financial year onwards. This can be seen in the graph below

**Sustainability indicators** measure how the sustainable objectives of this financial product are attained.



As demonstrated in the graph, NPIII assets continue to contribute toward climate change mitigation.

Note: the mild decrease in the overall emissions avoided within the reference period is primarily due to a change in the emissions avoided methodology used.

*How did the sustainable investments not cause significant harm to any sustainable investment objective?*

NPIII's investment decision making process ensures that investments do not only contribute to climate objectives but also cause no significant harm to other environmental objectives as defined by the EU Taxonomy. They are conducted in accordance with minimum safeguards on matters such as social responsibility, human rights and labour conventions. A robust due diligence process captures all the relevant key risks associated with the Solar PV industry. The risks are aligned with the Do No Significant Harm (DNSH) approach of the Taxonomy (with extension beyond) and include:

- Climate change;
- Circular economy;
- Biodiversity and ecosystems.

In the event that any risks were identified, these were captured/recorded and either mitigated or the transactions were halted and not progressed.

**Principal adverse impacts** are the most significant negative impacts of investment decisions on sustainability factors relating to environmental, social and employee matters, respect for human rights, anti-corruption and anti-bribery matters.

From a climate change mitigation perspective, NPIII substantially contributes to the objective by avoiding CO<sub>2</sub>e emissions to the atmosphere and fossil fuel use. NPIII reports the amount of CO<sub>2</sub>e avoided consistently year on year through a publicly available report called the Emissions Avoided Report which is prepared independently by a specialist third party.

For more information on the NextEnergy Capital/NPIII due diligence process, please refer to the ESG Disclosure document on the [NextEnergy Capital website](#).

*How were the indicators for adverse impacts on sustainability factors taken into account?*

NPIII invests only in solar PV assets, and the investment decision is based on the outcome of due diligence which includes ESG adverse impacts as explained above. The due diligence process, as detailed in the Sustainable Investment Policy and NextEnergy Capital ESG Disclosure document, reviews all aspects of the asset(s) and counterparties (contractors, and suppliers) and the associated adverse impacts (including environmental, social and employee, human rights, anti-corruption etc.) during the pre-investment stage. When gaps are identified, mitigation measures are proposed, and action plans are agreed during the approval process. Cost for implementation of ESG actions is also allocated into the financial model, to ensure capital can be deployed for these activities during the lifetime of the asset.

Post-acquisition of the assets, all relevant contractors which construct or operate the asset and are requested to provide their ESG Key Performance Indicators (KPI) These include resource consumption, GHG scope 1, 2, and 3, H&S, biodiversity, diversity, and other relevant ESG indicators at the asset level. A full set of KPI related to PAI has been developed consistently with the requirements of Table 1, Annex 1 of the Regulatory Technical Standard (RTS). The performance against these indicators will be released by Q2 2025.

For operating assets, the Asset Manager, WiseEnergy, manages the PAI data collection from the Operator Maintenance contractors and the data are then reviewed by a third-party provider. In addition to collecting data related to PAI, WiseEnergy also provides regular updates on the implementation of the ESG Action Plans to ensure that each asset continues to comply with any national requirements and to be aligned with the NextEnergy Capital Sustainable Investment Policy.

*Were sustainable investments aligned with the OECD Guidelines for Multinational Enterprises and the UN Guiding Principles on Business and Human Rights? Details:*

Yes. NextEnergy Capital/NPIII has a strong Sustainable Investment Policy and Human Rights Position Statement aligning with the associated requirements of OECD Guidelines for Multinational Enterprises and the UN Guiding Principles.

NPIII policies require NPIII to perform due diligence on both its own activities and its business relationships with the objective of acting upon any findings.

For more information, please refer to the Human Rights Position Statement on [NextEnergy Capital's website](#).



## How did this financial product consider principal adverse impacts on sustainability factors?

Principal Adverse Impacts (PAI) are considered throughout all stages of the investment process.

As per the Sustainable Investment policy and other governing documents, NPIII's sustainability approach is based on a four-step approach: identify, manage, report and engage. If, during a due diligence process, a PAI is identified, it is managed and reported internally to the Investment Committee for further considerations. Where possible, mitigation actions are put forward through specific action plans which are implemented and monitored during the ownership phase. In addition, NPIII will also report based on specific KPIs which are aligned with Table 1 of Annex I of the Regulatory Technical Standard, as well as additional KPIs aligned with material SDG.

Further details on the reporting and KPI approach can be found in the ESG Disclosure document on the [NextEnergy Capital website](#).



## What were the top investments of this financial product?

The list includes the investments constituting the **greatest proportion of investments** of the financial product during the reference period which is

Largest Investments	Sector	% Assets	Country
Solar PV Assets	Solar PV	30.7	USA
Solar PV Assets	Solar PV	28.5	Chile
Solar PV Assets	Solar PV	15.7	Portugal
Solar PV Assets	Solar PV	12.3	Spain
Solar PV Assets	Solar PV	7.0	Poland
Solar PV Assets	Solar PV	2.6	India

The list includes the investments constituting the **greatest proportion of investments** of the financial product during the reference period which is: which is: 1<sup>st</sup> of January 2024 - 31<sup>st</sup> December 2024

Solar PV Assets	Solar PV	1.8	Greece
Solar PV Assets	Solar PV	1.4	Italy

This data does not include the cash holdings and is representing only the assets invested in.



## What was the proportion of sustainability-related investments?

At the date of publication of this Annex V, the portfolio allocation is as follows:

- 93.3% of the Fund's investments were sustainability-related. All of these investments are aligned with the EU Taxonomy.
- 6.7% of the Fund's NAV was held in cash, bank deposits or other cash equivalents for liquidity purposes and hence classified as "non sustainable".

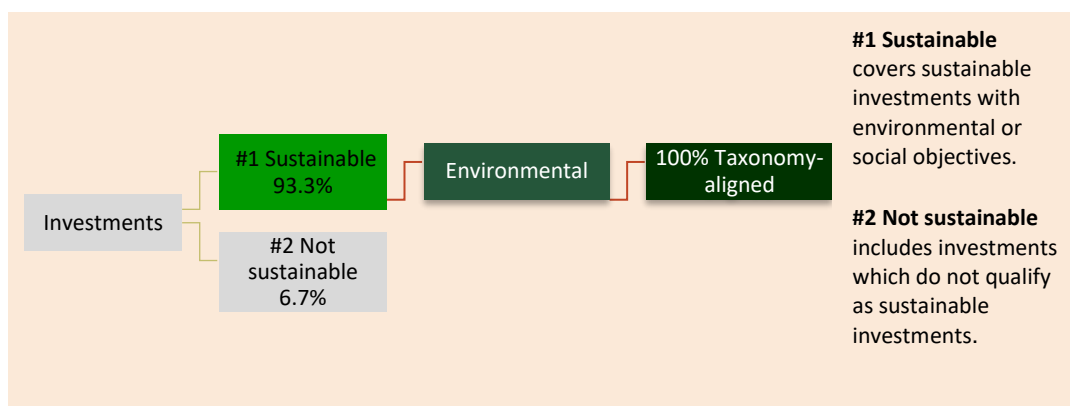
**Asset allocation** describes the share of investments in specific assets.

To comply with the EU Taxonomy, the criteria for **fossil gas** include limitations on emissions and switching to fully renewable power or low-carbon fuels by the end of 2035. For **nuclear energy**, the criteria include comprehensive safety and waste management rules.

**Enabling activities** directly enable other activities to make a substantial contribution to an environmental objective

**Transitional activities are economic activities** for which low-carbon alternatives are not yet available and that have greenhouse gas emission levels corresponding to the best performance.

### What was the asset allocation?



### In which economic sectors were the investments made?

The investments were made in the renewable energy sector.



To what extent were sustainable investments with an environmental objective aligned with the EU Taxonomy?

Of the sustainable investments made from the NPIII fund, all of it is fully aligned with the EU Taxonomy.

All the investments into solar PV and associated facilities are aligned with the EU taxonomy because i) they substantially contribute to climate mitigation through the generation of clean energy and avoidance of GHG emissions and fossil fuel; ii) they do not do significant harm to the other environmental objective of the taxonomy and iii) they meet minimum social safeguard.

- a) The investment objective of climate mitigation was attained through the generation of clean energy. In particular, the performance of the sustainability indicator, GHG emissions avoided, has been accounted for and reported annually. The objective of climate mitigation remains the core business of the funds' investments and all asset allocation remains investing in renewable energy infrastructure.
- b) Each NPIII investment has to undertake a due diligence process pre-and post-investment which ensures that No Significant Harm (DNSH) is done to any other environmental objective considered material to the activity of the fund (Solar PV generation). These other objectives are climate change adaptation, biodiversity and circular economy.

The due diligence also considers additional safeguard such as human rights, community engagement, and labour conditions, amongst others. The due diligence is in alignment with the OECD Guidelines for Multinational Enterprises, the UN Guiding Principles on Business and Human Rights and other international conventions on human rights, as per NextEnergy Capital's Human Rights Position Statement.

- Did the financial product invest in fossil gas and/or nuclear energy related activities complying with the EU Taxonomy<sup>1</sup>?

☐

Yes:

☐

In fossil gas

☐

In nuclear energy

☒

No

<sup>1</sup> Fossil gas and/or nuclear related activities will only comply with the EU Taxonomy where they contribute to limiting climate change ("climate change mitigation") and do no significant harm to any EU Taxonomy objective - see explanatory note in the left hand margin. The full criteria for fossil gas and nuclear energy economic activities that comply with the EU Taxonomy are laid down in Commission Delegated Regulation (EU) 2022/1214.

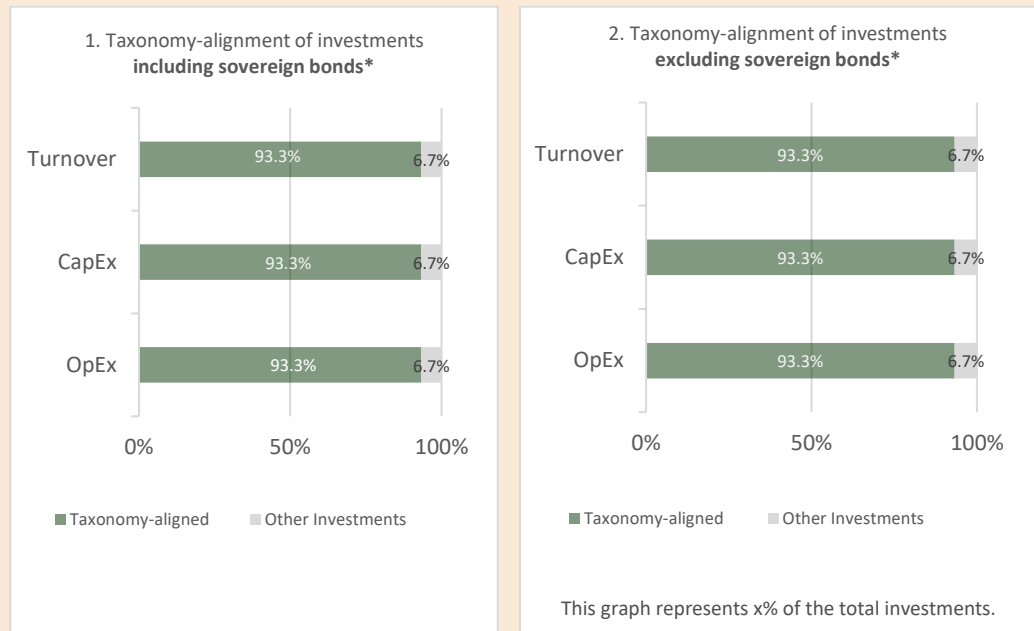
Taxonomy-aligned activities are expressed as a share of:

- **turnover** reflecting the share of revenue from green activities of investee companies
- **capital expenditure** (CapEx) showing the green investments made by investee companies, e.g. for a transition to a green economy.
- **operational expenditure** (OpEx) reflecting green operational activities of investee companies.



None of our investments are sustainable investments with an environmental objective that **do not take into account the criteria** for environmentally sustainable economic activities under the EU Taxonomy.

The graphs below show in green the percentage of investments that were aligned with the EU Taxonomy. As there is no appropriate methodology to determine the taxonomy-alignment of sovereign bonds\*, the first graph shows the Taxonomy alignment in relation to all the investments of the financial product including sovereign bonds, while the second graph shows the Taxonomy alignment only in relation to the investments of the financial product other than sovereign bonds.



\* For the purpose of these graphs, 'sovereign bonds' consist of all sovereign exposures.

The 93.3% indicated in the graph above, all of those investments are EU Taxonomy-aligned as at the date of publication of the present version of Annex V.

● **What was the share of investments made in transitional and enabling activities?**

Battery Storage represents a minor investment in the fund and is included as part for the Greek Portfolio (see table on page 5 and 6).

● **How did the percentage of investments aligned with the EU Taxonomy compare with previous reference periods?**

As of December 2023, the percentage of investments classified as 'sustainable' was 88.3% (the remaining 11.7% was held in cash, bank deposits and other cash equivalents for liquidity purposes and hence classified as "non sustainable"), while as of December 2024 it was 93.3%. All of the investment is aligned with the EU Taxonomy.

Please note that this percentage can increase or decrease and is influenced by the maturity of the assets within the fund and of the fund itself. As the assets



progress through the the construction phase and more of the cash holdings are injected into the assets (as planned) the sustainable investment figure (aligned with the EU Taxonomy) will increase and being to settle out/remain constant



**What was the share of sustainable investments with an environmental objective that were not aligned with the EU Taxonomy?**

The Fund solely invests in renewable energy assets and commits to Taxonomy-aligned investments. We do consider the cash holdings (which will be injected into the construction of the Assets as planned) as investment. The share of sustainable investments with an environmental objective that are not aligned with EU Taxonomy is therefore 0%.



**What was the share of socially sustainable investments?**

0%



**What investments were included under “not sustainable”, what was their purpose and were there any minimum environmental or social safeguards?**

The investments of the Fund classified as “not sustainable” are composed of cash and cash-equivalents, such as government bonds, fixed-income securities, money market instruments, such as units in money market funds and overnight and/or time deposits at credit institutions. Such investments were made to manage excess liquidity and to hedge currency/interest rate risks and thus to ensure efficient portfolio management by way of protecting and enhancing returns from the Fund’s portfolio.



**What actions have been taken to attain the sustainable investment objective during the reference period?**

NPIII’s objective to substantially contribute to climate change mitigation is met by producing clean sustainable energy and therefore reducing the amount of fossil fuel used to meet energy demand, along with avoiding emissions to air that would arise as a result. The commitment of the fund to continually invest into solar assets and adjacent technologies results in an increase in the amount of clean energy generation and ensures ongoing contribution to climate mitigation.

Due diligence is carried out to identify any potential risk and ensure that the investment is aligned with the Do No Significant Harm criteria. This includes the review and consideration of climate adaptation, circular economy and biodiversity, amongst others. In addition, the due diligence covers additional safeguard considerations, including alignment with the requirements of the OECD guidelines on Multinational Enterprise and the UN Guiding Principles on Business and Human

rights, which form part of the business principles of NPfII set of policies and position statements.

Key indicators, such as GHG emissions avoided and fossil fuel avoided, are used to track and ensure continued progress against the climate mitigation objective. These indicators, along with annual performance against them, will be detailed in an emissions avoided report, which will be made available on the NextEnergy Capital website. Progress on key indicators is also discussed through internal and external stakeholder meetings as required.

Further details of contribution and progress against the Climate Mitigation objective are communicated in the annual Sustainable Development Goals (SDG) report, available on the 'Transparency & Reporting' section of the NextEnergy Capital Sustainability webpage.



#### How did this financial product perform compared to the reference sustainable benchmark?

NPfII has not designated a specific index as a reference sustainable benchmark.

- *How did the reference benchmark differ from a broad market index?*

N/A

- *How did this financial product perform with regard to the sustainability indicators to determine the alignment of the reference benchmark with the sustainable investment objective?*

N/A

- *How did this financial product perform compared with the reference benchmark?*

N/A

- *How did this financial product perform compared with the broad market index?*

N/A

**Reference benchmarks** are indexes to measure whether the financial product attains the sustainable objective.

Published 3<sup>rd</sup> April 2025

Updated 1 May 2025

Document updated to correct an asset allocation figure